



G.G. AUTOMOTIVE GEARS LTD.

REGD. OFF. & WORKS : 2-A, I.S. GAJRA INDUSTRIAL AREA-1, A.B. ROAD, DEWAS - 455 001 (M.P.) INDIA

PHONE : +91-7272-405310, 404802 FAX : +91-7272-404802

E-MAIL : ggmarketing@ggautomotive.com, ggautomotive@yahoo.com

CIN : L29130MP1974PLC035049

Date- 28th June, 2021

Bombay Stock Exchange Limited
Department of Corporate Services
14th Floor, P. J. Tower
Dalal Street, Fort,
Mumbai - 400 001.

Sub: Outcome of the Board Meeting held on 28th June, 2021 pursuant to regulation 30 of the SEBI (Listing Obligation and Disclosure Requirements) Regulations, 2015.

Ref.: G.G. AUTOMOTIVE GEARS LTD (Scrip Code No. 531399).

Dear Sir,

With reference to above captioned subject, we wish to inform you that, the meeting of the Board of Directors of the Company, G. G. Automotive Gears Limited held on Monday, 28th June, 2021 at 4.30 PM for the following transaction:

1. Approval of approval of audited Financial Results for the quarter and year ended 31st March, 2021 as per Regulation 33 of SEBI(Listing Obligation and Disclosure Requirements) Regulations, 2015.
2. Approval of Audited Financial Statement for the Financial Year 2020-2021.
3. Reappointment of Mr. Kennedy Ram Gajra(DIN; 02092206) Managing Director of the company whose term is expiring on 30th June, 2021 for three years from 01st July, 2021 to 30th June, 2024

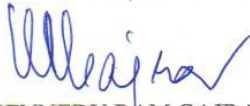
The meeting was concluded at 5.00 P.M.

You are requested to kindly take it on your records.

Thanking you,


Yours truly,

For G. G. AUTOMOTIVE GEARS LIMITED


KENNEDY RAM GAJRA
MANAGING DIRECTOR
DIN: 02092206



Please visit our web site at www.ggautomotive.com



C. A. Mukesh G. Shah
B.Com., (Hons.) F.C.A., D.I.S.A.

Mukesh & Associates
CHARTERED ACCOUNTANTS

B/401, Sahayog CHS Ltd., S. V. Road, Above Central Bank of India, Kandivali (W), Mumbai - 400 067.
Tel. : : 022 2807 4295 / 4002 4295 E-mail : mukeshgshah@gmail.com / karanshah24@hotmail.com

Ref No:- 2021-22-06 - 27

Auditor's Report On Quarterly Financial Results and Year to Date Results of the
Company Pursuant to the Regulation
33 of the SEBI (Listing Obligations and Disclosure Requirements) Regulations,
2015

To

Board of Directors of G.G. Automotive Gears Ltd

We have audited the quarterly financial results of G.G. Automotive Gears Ltd for the quarter ended 31/03/2021 and the year to date results for the period 01/04/2020 to 31/03/2021 attached herewith, being submitted by the company pursuant to the requirement of Regulation 33 of the SEBI (Listing Obligations and Disclosure Requirements) Regulations, 2015. These quarterly financial results as well as the year to date financial results have been prepared on the basis of the interim financial statements, which are the responsibility of the company's management. Our responsibility is to express an opinion on these financial results based on our audit of such interim financial statements, which have been prepared in accordance with the recognition and measurement principles laid down in Accounting Standard for Interim Financial Reporting (AS 25 / Ind AS 34), prescribed, under Section 133 of the Companies Act, 2013 read with relevant rules issued thereunder; or by the Institute of Chartered Accountants of India, as applicable and other accounting principles generally accepted in India.

We conducted our audit in accordance with the auditing standards generally accepted in India. Those standards require that we plan and perform the audit to obtain reasonable assurance about whether the financial results are free of material misstatement(s). An audit includes examining, on a test basis, evidence supporting the amounts disclosed as financial results. An audit also includes assessing the accounting principles used and significant estimates made by management. We believe that our audit provides a reasonable basis for our opinion.



In our opinion and to the best of our information and according to the explanations given to us these quarterly financial results as well as the year to date results:


- I. are presented in accordance with the requirements of Regulation 33 of the SEBI (Listing Obligations and Disclosure Requirements) Regulations, 2015 in this regard.
- II. give a true and fair view of the net ~~profit~~ loss and other financial information for the quarter ended 31/03/2021 as well as the year to date results for the period from 01/04/2020 to 31/03/2021

UDIN :- 21035005AAAAET5728

For Mukesh & Associates

Chartered Accountants

FRN - 106599W



(CA. Mukesh Shah)

Proprietor

M.NO. - 035005

Place: Mumbai

Date: 28/06/2021



G.G. AUTOMOTIVE GEARS LTD.

REGD. OFF. & WORKS : 2-A, I.S. GAJRA INDUSTRIAL AREA-1, A.B. ROAD, DEWAS - 455 001 (M.P.) INDIA

PHONE : +91-7272-405310, 404802 FAX : +91-7272-404802

E-MAIL : ggmarketing@ggautomotive.com, ggautomotive@yahoo.com

CIN : L29130MP1974PLC035049

(Rs. In Lacs)


Statement of Standalone Audited financial Results for the quarter and year ended March 31, 2021

| Sr. No. | Particulars | Quarter ended | | | Year ended | |
|---------|---|---------------|----------------|----------------|----------------|----------------|
| | | 31/03/2021 | 31/12/2020 | 31/03/2020 | 31/03/2021 | 31/03/2020 |
| | | (Audited) | (un-audited) | (Audited) | (Audited) | (Audited) |
| I | Income | | | | | |
| | Revenue from Operations | 572.62 | 520.92 | 1270.06 | 3006.23 | 5610.04 |
| | Other Income | 23.69 | 2.57 | 12.51 | 29.03 | 38.24 |
| | Total Revenue | 596.31 | 523.49 | 1282.57 | 3035.26 | 5648.28 |
| II | Expenses | | | | | |
| | (a) Cost of Materials consumed | 283.75 | 152.12 | 791.62 | 1132.37 | 3321.42 |
| | (b) Purchases of stock-in-trade | - | - | - | - | - |
| | (c) Changes in inventories of finished goods, work-in-progress & stock-in-trade | (90.06) | 151.62 | -242.18 | 353.64 | -442.71 |
| | (d) Employee benefits expense | 222.05 | 116.25 | 234.56 | 570.41 | 673.43 |
| | (e) Finance Costs | 60.59 | 46.50 | 80.19 | 204.77 | 280.46 |
| | (f) Depreciation and amortisation expense | 87.61 | 73.78 | 97.23 | 308.26 | 312.95 |
| | (g) Other expenses | 145.24 | 208.91 | 265.61 | 757.21 | 1205.83 |
| | Total expenses | 709.18 | 749.18 | 1227.03 | 3326.66 | 5351.38 |
| III | Profit/(loss) before exceptional items and tax (I - II) | -112.87 | -225.69 | 55.54 | -291.40 | 296.90 |
| IV | Exceptional Items | - | - | - | - | - |
| V | Profit/ (loss) before exceptions items and tax (III-IV) | -112.87 | -225.69 | 55.54 | -291.4 | 296.90 |
| VI | Tax Expense | | | | | |
| | (1) Current Tax | (0.91) | 0.00 | 45.10 | -0.91 | 75.11 |
| | (2) Deferred tax | (44.81) | 0.00 | 48.70 | -44.81 | 48.70 |
| | Total Tax Expenses | -45.72 | 0.00 | 93.80 | -45.72 | 123.81 |
| VII | Profit/(loss) for the period form continuing operations(V -VI) | -67.15 | -225.69 | -38.26 | -245.68 | 173.09 |
| VIII | Profit/(Loss) from discontinued operations | - | - | - | - | - |
| IX | Tax expenses of discontinued operations | - | - | - | - | - |
| X | Profit/(Loss) From discontinued operations (after tax) (VIII-IX) | - | - | - | - | - |
| XI | Profit/(Loss) for the period (VII+X) | -67.15 | -225.69 | -38.26 | -245.68 | 173.09 |
| XII | Other Comprehensive Income | | | | | |
| | A. (i) Items that will not be reclassified to profit or loss | - | - | - | - | - |
| | (ii) Income tax relating to items that will not be reclassified to profit or loss | - | - | - | - | - |
| | B. (i) Items that will be reclassified to profit or loss | - | - | - | - | - |
| | (ii) Income tax relating to items that will be reclassified to profit or loss | - | - | - | - | - |
| XIII | Total Comprehensive Income for the period | -67.15 | -225.69 | -38.26 | -245.68 | 173.09 |
| XVI | Details of Equity share capital | | | | | |
| | Paid up capital | 791.91 | 791.91 | 791.91 | 791.91 | 791.91 |
| | Face value of Equity Share Capital | 10 | 10 | 10 | 10 | 10 |
| XV | Earnings per equity share (for continuing operation): | | | | | |
| | (1) Basic | -0.85 | -2.85 | -0.48 | -3.10 | 2.19 |
| | (2) Diluted | -0.85 | -2.85 | -0.48 | -3.10 | 2.19 |
| XVI | Earnings per equity share (for discontinued operation): | | | | | |
| | (1) Basic | -0.85 | -2.85 | -0.48 | -3.10 | 2.19 |
| | (2) Diluted | -0.85 | -2.85 | -0.48 | -3.10 | 2.19 |
| XVII | Earnings Per equity share(for discontinued & continuing operation) | | | | | |
| | (a) Basic | -0.85 | -2.85 | -0.48 | -3.10 | 2.19 |
| | (b) Diluted | -0.85 | -2.85 | -0.48 | -3.10 | 2.19 |

Place : Dewas, MP

Date: 28/06/2021

For G. G. Automotive Gears Ltd


Kennedy Ram Gajra
Chairman & Managing Director



Please visit our web site at www.ggautomotive.com



G.G. AUTOMOTIVE GEARS LTD.


REGD. OFF. & WORKS : 2-A, I.S. GAJRA INDUSTRIAL AREA-1, A.B. ROAD, DEWAS - 455 001 (M.P.) INDIA

PHONE : +91-7272-405310, 404802 FAX : +91-7272-404802

E-MAIL : ggmarketing@ggautomotive.com, ggautomotive@yahoo.com

CIN : L29130MP1974PLC035049

| | | Rs. In Lacs | |
|--|------------------|------------------|--|
| Statement of Assest and Liabilities | | | |
| Particulars | As at 31-03-2021 | As at 31-03-2020 | |
| | (Audited) | (Audited) | |
| (I) Assets | | | |
| 1 Non-current assets | | | |
| Property, plant and equipment | 3147.65 | 2977.68 | |
| Capital work-in-progress | - | - | |
| Investment property | - | - | |
| Right of use assets | 28.40 | 75.74 | |
| Other intangible assets | 0.97 | 1.28 | |
| Intangible assets under development | 10.09 | 8.89 | |
| Biological assets other than bearer plants | - | - | |
| Investments accounted for using equity method | - | - | |
| Non-current financial assets | | | |
| Non-current investments | - | - | |
| Trade receivables, non-current | - | - | |
| Loans, non-current | - | - | |
| Other non-current financial assets | 131.97 | 159.34 | |
| Total non-current financial assets | | | |
| Deferred tax assets (net) | - | - | |
| Other non-current assets | - | - | |
| Total non-current assets | 3319.08 | 3222.93 | |
| 2 Current assets | | | |
| Inventories | 523.76 | 888.96 | |
| Current financial asset | - | - | |
| Current investments | - | - | |
| Trade receivables, current | 753.58 | 1315.65 | |
| Cash and cash equivalents | 20.51 | 180.14 | |
| Bank balance other than cash and cash equivalents | 0.00 | 47.13 | |
| Loans, current | - | - | |
| Other current financial assets | - | - | |
| Total current financial assets | | | |
| Current tax assets (net) | - | - | |
| Other current assets | 812.87 | 968.43 | |
| Total current assets | 2110.72 | 3400.31 | |
| 3 Non-current assets classified as held for sale | | | |
| 4 Regulatory deferral account debit balances and related deferred tax Assets | | | |
| Total assets | 5429.80 | 6623.24 | |
| (II) Equity and liabilities | | | |
| 1 Equity | | | |
| Equity attributable to owners of parent | | | |
| Equity share capital | 791.61 | 791.61 | |
| Other equity | 1206.00 | 1451.69 | |
| Total equity attributable to owners of parent | - | - | |
| Non controlling interest | - | - | |
| Total equity | 1997.61 | 2243.30 | |
| 2 Liabilities | | | |
| Non-current liabilities | | | |
| Non-current financial liabilities | | | |
| Borrowings, non-current | 1234.18 | 651.38 | |
| Lease Liability | 21.73 | 62.20 | |
| Other non-current financial liabilities | - | - | |
| Total non-current financial liabilities | 1255.91 | 713.58 | |
| Provisions, non-current | - | - | |
| Deferred tax liabilities (net) | 299.04 | 343.85 | |
| Deferred government grants, Non-current | - | - | |
| Other non-current liabilities | 0.00 | 0.00 | |
| Total non-current liabilities | 299.04 | 343.85 | |
| Current liabilities | | | |
| Current financial liabilities | | | |
| Borrowings, current | 1071.97 | 1430.80 | |
| Lease Liability | 9.38 | 17.02 | |
| Trade payables, current | 377.82 | 1354.57 | |
| Other current financial liabilities | 345.18 | 423.94 | |
| Total current financial liabilities | 1804.35 | 3226.33 | |
| Other current liabilities | 72.89 | 88.69 | |
| Provisions, current | 0.00 | 0.00 | |
| Current tax liabilities (Net) | 0.00 | 7.49 | |
| Deferred government grants, Current | - | - | |
| Total current liabilities | 72.89 | 96.18 | |
| 3 Liabilities directly associated with assets in disposal group classified as held for sale | | | |
| 4 Regulatory deferral account credit balances and related deferred tax liability | | | |
| Total liabilities | 3432.19 | 4379.94 | |
| Total equity and liabilities | 5429.80 | 6623.24 | |



Please visit our web site at www.ggautomotive.com



G.G. AUTOMOTIVE GEARS LTD.

REGD. OFF. & WORKS : 2-A, I.S. GAJRA INDUSTRIAL AREA-1, A.B. ROAD, DEWAS - 455 001 (M.P.) INDIA

PHONE : +91-7272-405310, 404802 FAX : +91-7272-404802

E-MAIL : ggmarketing@ggautomotive.com, ggautomotive@yahoo.com

CIN : L29130MP1974PLC035049

Notes:

1. The above results were reviewed by the Audit Committee and approved by the Board of Directors at their respective meeting held on 28th June, 2021. The Statutory Auditors of the Company have carried out an Audit Report of the Results for these financial.
2. The Audited Financial Results of the Company have been prepared in accordance with The Indian Accounting Standards (Ind AS) notified under Section 133 of the Companies Act, 2013 (Act) read with Companies (Indian Accounting Standards) Rules, 2015 as amended by the Companies (Indian Accounting Standards) (Amendment) Rules, 2016.
3. Company business activity falls within a Single primary business segment i.e. Manufacturing of Railway Gears.
4. Previous period figures have been regrouped/rearranged wherever necessary to confirm to the current year figures.

Place: Dewas, MP
Date: 28/06/2021

FOR AND ON BEHALF OF THE BOARD
G. G. AUTOMOTIVE GEARS LIMITED


KENNEDY RAM GAJRA

CHAIRMAN & MANAGING DIRECTOR
DIN: 02092206



Please visit our web site at [www. ggautomotive.com](http://www.ggautomotive.com)



G.G. AUTOMOTIVE GEARS LTD.

REGD. OFF. & WORKS : 2-A, I.S. GAJRA INDUSTRIAL AREA-1, A.B. ROAD, DEWAS - 455 001 (M.P.) INDIA

PHONE : +91-7272-405310, 404802 FAX : +91-7272-404802

E-MAIL : ggmarketing@ggautomotive.com, ggautomotive@yahoo.com

CIN : L29130MP1974PLC035049

CASH FLOW STATEMENT FOR THE YEAR ENDED 31.03.2021

| Particulars | Year ended 31.03.2021 | Year ended 31.03.2020 |
|---|--------------------------|--------------------------|
| A. Cash flow from operating activities | | |
| Net profit before tax & extraordinary items | (2,91,39,896) | 2,96,89,796 |
| Adjustment for : | | |
| Depreciation | 3,08,25,800 | 3,12,95,067 |
| Interest paid | 2,04,77,176 | 2,80,45,687 |
| Less : Profit on Sales of Assets | - | 5,01,586 |
| Less : Interest and dividend received | 21,11,451 | 25,34,641 |
| Operating profit before working capital changes | 2,00,51,629 | 8,59,94,323 |
| Adjustment for : | | |
| Trade and other receivables | 6,72,45,577 | 4,18,94,680 |
| Inventories | 3,65,19,498 | (4,27,29,586) |
| Trade and other payables | (9,92,55,049) | 3,44,11,469 |
| Cash generated from operations | 2,45,61,655 | 11,95,70,885 |
| Direct Tax paid | 27,11,099 | 75,10,647 |
| Net cash from operating activities | 2,72,72,754 | 11,20,60,238 |
| B. Cash flow from investment activities | | |
| Sale of fixed assets (Net) | 78,452 | 20,50,000 |
| Purchase of Fixed Assets | (4,65,70,143) | (2,50,57,979) |
| Capital WIP, Cap. Adv. & Pre-op. Exps. | 38,85,850 | (47,74,782) |
| Interest received | 21,11,451 | 25,34,641 |
| Investment/ disinvestment in Fixed deposit | 47,13,521 | 7,91,092 |
| Net cash from investment activities | (3,57,80,869) | (2,44,57,028) |
| C. Cash flow from financing activities | | |
| Payment of lease liability | (14,98,932) | (15,44,709) |
| Repayment of borrowings | (4,23,94,191) | (6,50,34,091) |
| Proceeds from borrowings | 5,69,15,526 | 2,31,72,666 |
| Interest paid | (2,04,77,176) | (2,80,45,687) |
| Net cash from financing activities | (74,54,773) | (7,14,51,821) |
| Net increase in cash and cash equivalents | (1,59,62,888) | 1,61,51,389 |
| Cash and cash equivalents at beginning of the year | 1,80,14,164 | 18,62,775 |
| Cash and cash equivalents at end of the year | 20,51,280 | 1,80,14,164 |

Place : Dewas, MP

Date: 28/06/2021

For G. G. Automotive Gears Ltd

Kennedy Ram Gajra
Chairman & Managing Director



Please visit our web site at www.ggautomotive.com