



G.G. AUTOMOTIVE GEARS LTD.

REGD. OFF. & WORKS : 2-A, I.S. GAJRA INDUSTRIAL AREA-1, A.B. ROAD, DEWAS - 455 001 (M.P.) INDIA

PHONE : +91-7272-405310, 404802 FAX : +91-7272-404802

E-MAIL : ggmarketing@ggautomotive.com, ggautomotive@yahoo.com

CIN : L29130MP1974PLC035049

Statement of Standalone Audited financial Results for the quarter and year ended March 31, 2022

(Rs. in Lacs)


Sr. No.	Particulars	Quarter ended			Year ended	
		31-03-2022	31-12-2021	31-03-2021	31-03-2022	31-03-2021
		(Audited)	(un-audited)	(Audited)	(Audited)	(Audited)
I	Income					
	Revenue from Operations	1531.29	1314.98	572.62	4750.84	3006.23
	Other Income	14.02	2.80	23.69	20.20	29.03
	Total Revenue	1545.31	1317.78	596.31	4771.04	3035.26
II	Expenses					
	(a) Cost of Materials consumed	1,289.32	665.92	283.75	2911.55	1132.37
	(b) Purchases of stock-in-trade	-	-	-	-	-
	(c) Changes in inventories of finished goods, work-in-progress & stock-in-trade	(316.42)	6.07	-90.06	-485.95	353.64
	(d) Employee benefits expense	262.53	151.66	222.05	704.91	570.41
	(e) Finance Costs	61.86	63.68	60.59	234.05	204.77
	(f) Depreciation and amortisation expense	90.25	80.11	87.61	323.07	308.26
	(g) Other expenses	136.93	365.89	145.24	1041.69	757.21
	Total expenses	1524.47	1333.33	709.18	4729.32	3326.66
III	Profit/(loss) before exceptional items and tax (I - II)	20.84	-15.55	-112.87	41.72	-291.40
IV	Exceptional Items	-	-	-	-	-
V	Profit/ (loss) before exceptions items and tax (III-IV)	20.84	-15.55	-112.87	41.72	-291.40
VI	Tax Expense					
	(1) Current Tax	2.50	-4.00	-0.91	6.50	-0.91
	(2) Deferred tax	(6.36)	0.00	-44.81	-6.36	-44.81
	Total Tax Expenses	-3.86	-4.00	-45.72	0.14	-45.72
VII	Profit/(loss) for the period from continuing operations(V -VI)	24.7	-11.55	-67.15	41.58	-245.68
VIII	Profit/(Loss) from discontinued operations	-	-	-	-	-
IX	Tax expenses of discontinued operations	-	-	-	-	-
X	Profit/(Loss) From discontinued operations (after tax) (VIII-IX)	-	-	-	-	-
XI	Profit/(Loss) for the period (VII+X)	24.7	-11.55	-67.15	41.58	-245.68
XII	Other Comprehensive Income					
	A. (i) Items that will not be reclassified to profit or loss	-	-	-	-	-
	(ii) Income tax relating to items that will not be reclassified to profit or loss	-	-	-	-	-
	B. (i) Items that will be reclassified to profit or loss	-	-	-	-	-
	(ii) Income tax relating to items that will be reclassified to profit or loss	-	-	-	-	-
XIII	Total Comprehensive Income for the period	24.7	-11.55	-67.15	41.58	-245.68
XVI	Details of Equity share capital					
	Paid up capital	791.91	791.91	791.91	791.91	791.91
	Face value of Equity Share Capital	10	10	10	10	10
XV	Earnings per equity share (for continuing operation):					
	(1) Basic	0.31	-0.15	-0.85	0.53	-3.10
	(2) Diluted	0.31	-0.15	-0.85	0.53	-3.10
XVI	Earnings per equity share (for discontinued operation):					
	(1) Basic	0.31	-0.15	-0.85	0.53	-3.10
	(2) Diluted	0.31	-0.15	-0.85	0.53	-3.10
XVII	Earnings Per equity share(for discontinued & continuing operation)					
	(a) Basic	0.31	-0.15	-0.85	0.53	-3.10
	(b) Diluted	0.31	-0.15	-0.85	0.53	-3.10

Place : Dewas, MP

Date: 16/05/2022

For G. G. Automotive Gears Ltd

Kennedy Ram Gajra
Kennedy Ram Gajra
Chairman & Managing Director
DIN 02092206



Please visit our web site at www.ggautomotive.com





G.G. AUTOMOTIVE GEARS LTD.



REGD. OFF. & WORKS : 2-A, I.S. GAJRA INDUSTRIAL AREA-1, A.B. ROAD, DEWAS - 455 001 (M.P.) INDIA

PHONE : +91-7272-405310, 404802 FAX : +91-7272-404802

E-MAIL : ggmarketing@ggautomotive.com, ggautomotive@yahoo.com

CIN : L29130MP1974PLC035049

		Rs. In Lacs	
Statement of Assest and Liabilities			
Particulars	As at 31-03-2022	As at 31-03-2021	
	(Audited)	(Audited)	
(I) Assets			
1 Non-current assets			
Property, plant and equipment	3057.32	3147.65	
Capital work-in-progress	84.50	-	
Investment property	-	-	
Right of use assets	18.94	28.40	
Other intangible assets	13.70	0.97	
Intangible assets under development	0.00	10.09	
Biological assets other than bearer plants	-	-	
Investments accounted for using equity method	-	-	
Non-current financial assets			
Non-current investments	-	-	
Trade receivables, non-current	-	-	
Loans, non-current	-	-	
Other non-current financial assets	190.77	131.97	
Total non-current financial assets			
Deferred tax assets (net)	-	-	
Other non-current assets	-	-	
Total non-current assets	3365.23	3319.08	
2 Current assets			
Inventories	1121.73	523.76	
Current financial asset	-	-	
Current investments	-	-	
Trade receivables, current	926.24	753.58	
Cash and cash equivalents	9.92	20.51	
Bank balance other than cash and cash equivalents	337.14	0.00	
Loans, current	-	-	
Other current financial assets	-	-	
Total current financial assets			
Current tax assets (net)	-	-	
Other current assets	730.89	812.87	
Total current assets	3125.92	2110.72	
3 Non-current assets classified as held for sale			
4 Regulatory deferral account debit balances and related deferred tax Assets			
Total assets	6491.15	5429.80	
(II) Equity and liabilities			
1 Equity			
Equity attributable to owners of parent			
Equity share capital	791.61	791.61	
Other equity	1247.58	1206.00	
Total equity attributable to owners of parent	-	-	
Non controlling interest	-	-	
Total equity	2039.19	1997.61	
2 Liabilities			
Non-current liabilities			
Non-current financial liabilities			
Borrowings, non-current	1205.22	1234.18	
Lease Liability	11.39	21.73	
Other non-current financial liabilities	-	-	
Total non-current financial liabilities	1216.61	1255.91	
Provisions, non-current	-	-	
Deferred tax liabilities (net)	292.67	299.04	
Deferred government grants, Non-current	-	-	
Other non-current liabilities	0.00	0.00	
Total non-current liabilities	292.67	299.04	
Current liabilities			
Current financial liabilities			
Borrowings, current	1975.99	1417.15	
Lease Liability	10.33	9.38	
Trade payables, current	838.53	377.82	
Other current financial liabilities	66.66	54.49	
Total current financial liabilities	2891.51	1858.84	
Other current liabilities	51.17	18.40	
Provisions, current	0.00	0.00	
Current tax liabilities (Net)	0.00	0.00	
Deferred government grants, Current	-	-	
Total current liabilities	51.17	18.40	
3 Liabilities directly associated with assets in disposal group classified as held for sale			
4 Regulatory deferral account credit balances and related deferred tax liability			
Total liabilities	4451.96	3432.19	
Total equity and liabilities	6491.15	5429.80	



Please visit our web site at [www. ggautomotive.com](http://www.ggautomotive.com)

Ullasna



G.G. AUTOMOTIVE GEARS LTD.

REGD. OFF. & WORKS : 2-A, I.S. GAJRA INDUSTRIAL AREA-1, A.B. ROAD, DEWAS - 455 001 (M.P.) INDIA

PHONE : +91-7272-405310, 404802 FAX : +91-7272-404802

E-MAIL : ggmarketing@ggautomotive.com, ggautomotive@yahoo.com

CIN : L29130MP1974PLC035049


Notes:

1. The above results were reviewed by the Audit Committee and approved by the Board of Directors at their respective meeting held on 16th May, 2022. The Statutory Auditors of the Company have carried out an Audit Report of the Results for these financial.
2. The Audited Financial Results of the Company have been prepared in accordance with The Indian Accounting Standards (Ind AS) notified under Section 133 of the Companies Act, 2013 (Act) read with Companies (Indian Accounting Standards) Rules, 2015 as amended by the Companies (Indian Accounting Standards) (Amendment) Rules, 2016.
3. Company business activity falls within a Single primary business segment i.e. Manufacturing of Railway Gears.
4. Previous period figures have been regrouped/rearranged wherever necessary to confirm to the current year figures.

Place: Dewas, MP
Date: 16/05/2022

FOR AND ON BEHALF OF THE BOARD
G.G. AUTOMOTIVE GEARS LIMITED.

KENNEDY RAM GAJRA
CHAIRMAN & MANAGING DIRECTOR
DIN: 02092206



Please visit our web site at www.ggautomotive.com